

TECHSTAR

PLASTICS INC.




Commercial and Residential
DOCKFLOATS
& Accessories

About Us

Dock Ladders

Accessories



2




4

Bumper Floats

All Purpose Floats



6



8

Skid Plate & Wheel Floats

Shoulder Floats



10

12

Techstar Plastics Inc is a proud Canadian manufacturer located in Port Perry Ontario. Here at Techstar, we mould a wide range of top quality dock floats and accessories, setting the industry standard since 1978.

We stand behind our product, promising to bring our customers only the best! With that promise, we offer a 10 year manufacturers warranty, delivering quality you can trust!

TECHSTAR PLASTICS

5 STEP DOCK STAIRS



Model # DL-5

Specifications:

Vertical distance from the top on your dock to the bottom of the stairs is **55"**.

Width of the stairs is **18.5"**.

Distance from the outside of the two handles measures **29"**.

Weight capacity rated for **350lbs**.

* Available in the colours **Sandstone** and **Granite Grey**.

Techstar Plastics 5 Step Dock Stairs Feature:

Stairs that flip-up when not in use, as well as during winter months for safe storage.

5 Extra-wide steps with non-slip moulded ribbing, giving you both stability and ease of use.

An angled design perfect for children, seniors and is even dog friendly. This design requires minimal effort to use; as easy as walking up a set of stairs as opposed to climbing a straight up and down ladder.

Heavy duty handles for additional support and ease of use.

Assembly:

Each DL-5 comes with detailed assembly instructions and the required hardware to attach the stairs to the handles.

NOTE: Improper installation may void your manufacturer's warranty.

Additional bolts (not included) are required to attach the handles to your dock surface.

NOTE: Attach angled stairs to handles before fastening the entire unit to your dock.

TIP: Avoid stairs touching the bottom of the lake if bottom has rocks or is uneven.

TIP: The back of the ladder must rest flat against the dock frame when in the down position. It is crucial the stairs are supported by a solid dock surface to alleviate additional stress on the handle hinges.

4 STEP DOCK LADDER

Specifications:

Vertical distance from the top on your dock to the bottom of the ladder is **45"**. Avoid ladder touching the bottom of the lake if bottom has rocks or is uneven.

Distance between the outside of the two handles is **29"**.

Width of the ladder is **18.5"**.

Weight capacity rated for **350 lbs**.

* Available in the colours **Sandstone** and **Granite Grey**.

Techstar Plastics 4 Step Dock Ladder Features:

Ladder that flips up when not in use, and during winter months.

Non-slip moulded ribbing on each step.

Heavy duty handles for additional support and safe use.

Our Most Frequently Asked Question?

How to flip up both the DL-4 and DL-5 ladders:

The ladder will fill with water in the downward position, making it much heavier. We recommend using a 2x4 piece of lumber or similar to act as a fulcrum when flipping out of the water. Insert under the first step and push down, using the 2x4 as a lever.

Model # DL-4



“After my moms hip surgery, the doctors told her swimming would be the best therapy. This ladder was everything we could have asked for! Getting in and out of the water has never been easier for her. As an added bonus our family dog Charlie loves it too!”
-Sandra Cook



Model DL-5
Sandstone



Model DL-5
Sandstone



Model DL-5
Granite Grey
(Flipped up)



Model DL-4
Sandstone

DOCK LADDERS



Model R-1 Sandstone
(back-to-back)



Model R-1 Sandstone
(back-to-back)



Model BB-7 Sandstone
& DL-5 Sandstone



Model BB-9 Granite Grey

No Dock is
Complete
Without all the
Accessories!
From Kayak
Storage to
Dock Protection,
Techstar Plastics
Does it All!


KAYAK & SUP RACK

The perfect storage solution for your Kayak or stand-up paddle board!

Highly versatile, this rack can be mounted on your dock, boathouse, or even used back-to-back on shore!

Each box includes 2 racks, as pictured here, to hold one kayak or stand-up paddle board.

NOTE: Fastening hardware not included.



BUMPER BOYS™

Techstar Plastics Bumper Boys™ keep your dock protected from damage. Available in three colours, Sandstone (pictured left), Granite Grey (pictured below) & Black

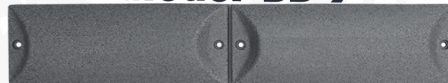
Model BB-7



Model BB-7

Measures 47.5" x 7" x 2.5"
Ideal for docks built with 2x6 framing.

Model BB-9



Model BB-9

Measures 47.5" x 9" x 2.5"
Ideal for docks built with 2x8 framing.

DOCK ANCHOR FORM

Using the Techstar Dock Anchor Forms keep your dock secure all season long.

Install Info:

1. Fill form (24" diameter x 10" high) with concrete (holds 3-4 bags of self mix concrete) and let set fully. Anchor form weighs **250lbs** once full.
2. Attach chain through the moulded centre hole.
3. Attach opposite end of the chain to your dock (anchor brackets recommended) and adjust accordingly to the depth of your lake.

TIP: Crossing anchors (pictured right) maximizes stability.



Model AF-250


GALVANIZED DOCK HARDWARE

Use with 2x6 Dock Frames

- BP5 Backing Plate
- CB5 Corner Bracket
- H5 Hinge

Use with 2x8 Dock Frames

- BP7 Backing Plate
- CB7 Corner Bracket
- H7 Hinge



ANCB7 Anchor Bracket for 2x6 or 2x8 framing (right)

ALL THE ACCESSORIES

MODEL BF-1



Outside Bumper



Inside



End Profile

All Techstar floats ensure your frame, hardware and decking stay dry and out of the water!

Each model is both gasoline and wildlife resistant.

MODEL BF-12

Techstar Bumper Floats are moulded from 100% virgin linear, low density polyethylene with UV8 stabilizer. They are foam filled with closed cell EPS (expanded polystyrene) so Techstar floats are better for your lake than exposed foam billets.



Outside Bumper



Inside



End Profile

SPECIFICATIONS & BUILDING GUIDE


Model Number	Outside Dimensions	Flotation (pounds)	Average Wall Thickness	Centre Float Model	Shipping Weight	Per Skid
BF-1	24"x 48"x 16"	415 lbs	.187	AP-8	43 lbs	12
BF-12	24"x 48"x 21"	430 lbs	.187	AP-12	43 lbs	12

At 8ft wide, built with BF-1 floats, this dock does NOT require any center floats.

Model BF-1



Any dock width over 8ft will require center floats, to ensure maximum stability and required flotation. At 10ft wide, this dock would require one row of AP-12 floats down the center in order to meet its larger size flotation needs.



BF-12 & AP-12

Want to have the best looking dock on the lake? At an extra cost, Techstar Bumper Floats are also available in our premium colour Sandstone and special order premium colour Granite Grey.



Building your dock with Techstar Bumper floats? This is a great place to start!

Techstar Bumper Floats are designed to run the length of your dock on both sides.

TIP: Each float is 4ft long, so aim to build the length of your dock in 4ft increments. (8ft, 12ft, 16ft etc)

Construction is simple! Build your perimeter framing, fastening the corners with corner brackets, and attach floats through through moulded bolt holes on the bumper side.

TIP: Model BF-1 requires framing to be built using 2x6 lumber, while model BF-12 requires framing to be built using 2x8 lumber. This ensures a clean finish.

Run your framing stringers 2ft apart and finish fastening the Bumper Floats to those stringers through the moulded holes on the inside lip of the float.

Finish by laying down your deck boards and enjoy your new dock!

A Unique
Combination of
Dock Bumper
and Floatation.
Backed by a
10 YEAR
WARRANTY



Model BF-12



Model BF-12 Sandstone



Model BF-1 Sandstone
& DL-5 Sandstone




Model BF-12
& DL-5 Sandstone

BUMPER FLOATS



Model AP-8 Sandstone



Model AP-12 Black



Model AP-12 Black



Model AP-12 Sandstone
& BB-9 Sandstone

**Why Choose
Techstar's
All-Purpose
Dock Floats?**

**The
Possibilities
are Endless!**

AP-8

AP-12

AP-16



All Purpose Dock Floats Features:

3 Different heights (8", 12" or 16") allow you to choose your preferred freeboard. Consider how you use your dock; frequent kayak users might prefer being lower to the water, while others with large boats may require a much higher freeboard.

All Techstar Floats are made from polyethylene, and are resistant to aquatic wildlife like muskrats, otters and beavers. Polyethylene is also gasoline resistant.

All Purpose Floats are filled with closed cell expanded polystyrene. This foaming method is healthier for your lake than exposed foam billets, and meet new government regulations protecting Canadian lakes.

Each model has 6 moulded mounting holes, making construction simple and easy!

SPECIFICATIONS & BUILDING GUIDE

Model Number	Outside Dimensions	Flotation (pounds)	Average Wall Thickness	Sq. Foot Deck Coverage	Shipping Weight	Per Skid
AP-8	24"x 48"x 8"	250	.125	15	28 lbs	20
AP-12	24"x 48"x 12"	400	.150	20	35 lbs	12
AP-16	24"x 48"x 16"	510	.225	25	45 lbs	10

Building a Dock Using All Purpose Floats? Start here!

1. Decide on your preferred freeboard, then choose your float height. Take into consideration roughly half of the float will be below water, and you should account for the height of your framing as well.

2. Time to decide on the size of your ideal dock! Work out the square footage of your desired dock layout, and consult with the chart above to determine how many floats would be required to float you dock comfortably.

EXAMPLE: Let's say you're going to build an 8ft x 20ft rectangular dock using AP-12 floats. Your total dock square footage would be 160sqft. Next divide this number by the sq.foot deck coverage number found in the chart above. In this case, you would divide 160sqft. by 20. From this calculation, you would require a minimum of 8, AP-12 floats.

3. Use 2x6 or 2x8 lumber for your framing, and fasten floats through the moulded bolt holes to your stringers.

4. Place a float on each corner and spread the balance out as equally as possible.

4. Adding a ramp will require extra flotation, at a minimum a float is required where the ramp and dock meet.

REMEMBER: After you frame your dock, don't forget to finger tighten the plugs located on the top of each float, before laying down your deck boards. The O-Ring ensures a water-tight fit.



ALL PURPOSE FLOATS

WHEEL FLOATS



**Model
WF-18**

Make Removing Your Dock Effortless!

Techstar's Wheel Floats help prolong the life of your dock and protect it against ice and winter damage by rolling it right out of the water!

This innovative design is perfect for rough lakes that require you to remove your dock for the winter, or dock builders that offer spring launching and fall removal services.

Model Number	Wheel Diameter / Load Capacity	Outside Dimensions (incl.wheel)	Floatation (pounds)	Average Wall Thickness	Shipping Weight	Per Skid
WF-18	23" / 750 lbs	24"x 48"x 28"	575	.187	72 lbs	4

Features:

Wheel and float are both foam filled with closed EPS (Closed cell expanded polystyrene)

Heavy duty 1 7/8" aluminum axle

6 Moulded mounting holes for easy assembly

Compatible with both wood and aluminum dock frames

TIP: If building a dock using Techstar Wheel Floats and your width exceeds 8ft, use model AP-16 as center floats.

SKID PLATE FLOATS



**Model
SP-2448**



Techstar's Skid Plate Floats are Heavy Duty!

Features:

Techstar's Skid Plate Floats have moulded holes on both the top and bottom of the float to accommodate attaching skids or pallets. This allows for easy dock removal by dragging it out of the water.

The moulded holes around the float and the addition of moulded slots along the float, allow you to maximize design and construction possibilities.

Techstar's Skid Plate Floats are heavy duty with thick outer walls and like all of Techstar's floats they are foam filled for maximum floatation and added security.

Model Number	Outside Dimensions	Flotation (pounds)	Average Wall Thickness	Sq. Foot Deck Coverage	Shipping Weight	Per Skid
SP-2448	24"x 48"x 12"	400 lbs	.187	20	35 lbs	12
SP-3648	36"x 48"x 12"	600 lbs	.187	30	45 lbs	6
SP-364816	36"x 48"x 16"	800 lbs	.187	40	55 lbs	5
SP-4848	48"x 48"x 12"	800 lbs	.187	40	55 lbs	6
SP-3672	36"x 72"x 12"	900 lbs	.187	45	70 lbs	8
SP-4872	48"x 72"x 12"	1200 lbs	.187	60	90 lbs	6

“ I used to dread the trip to the cottage every fall knowing it was time to take the dock out of the lake. Since building our new dock with these Wheel Floats I can actually enjoy my weekend without the task looming over me. The job used to take 2 hours and now takes me 20 minutes tops. It really is the best decision we ever made! ”
-Shawn Holland



SKID PLATE & WHEEL FLOATS

HEAVY DUTY SHOULDER FLOATS

Techstar's Heavy Duty Shoulder Floats are Perfect for Marinas!

Heavy Duty Shoulder Floats are commonly used for commercial finger docks. Model MF-2448 can accommodate docks 24" and 48" wide.

Features: Model MF-2448 has 12 moulded holes for easy mounting. Comfortably uses larger framing such as 2x12 or 3x10 lumber. Heavy Duty Shoulder Floats are our toughest floats, with a 3/8" thick moulded wall. Convenient moulded cable troughs. **Note:** Different frame heights allows you to adjust the overall height of your dock.



Model MF-2448

Tip: A minimum of one HD Shoulder Float is required for every 25 sq.ft of dock surface. **Example:** Building a dock 60ft long x 10ft wide (600sq.ft) would require 24 floats. 600sq.ft divided by 25 sq.ft deck coverage = 24 floats)

Model Number	Outside Dimensions	Flotation (pounds)	Average Wall Thickness	Sq.Foot Deck Coverage	Shipping Weight	Floats Per Skid
MF-2448	24"x 48"x 22"	630 lbs	.375	25	70 lbs	8

LOW PROFILE SHOULDER FLOATS

Low Profile Shoulder Floats Give You a Lower Freeboard!

Many dock builders find our Low Profile Shoulder Floats some of easiest floats to build with!

Features: Low Profile Shoulder Floats are uniquely moulded with a mounting shoulder and holes to bolt through to your frame. Ideal for many applications including both commercial and large residential docks.



Model LP-2448

Any size framing lumber 2x6 or larger is compatible, just bolt from the sides and through your choice of 8 moulded holes. Low Profile Shoulder Floats are foam filled for added security. 12" of the float sit under your framing.

Model Number	Outside Dimensions	Flotation (pounds)	Average Wall Thickness	Sq.Foot Deck Coverage	Shipping Weight	Floats Per Skid
LP-2448	24"x 48"x 16"	425 lbs	.250	20	48 lbs	10

**Our
Toughest
Floats Make
for the
Toughest
Docks!**



Model MF-2448



Model MF-2448



Model LP-2448



Model MF-2448

SHOULDER FLOATS

TECHSTAR[★]

PLASTICS INC.

Moulding Great Products Since 1978



Visit us at www.techstarplastics.com
Check us out on Facebook [TechstarPlasticsInc](https://www.facebook.com/TechstarPlasticsInc)
Follow us on Instagram [@techstarplasticsinc](https://www.instagram.com/techstarplasticsinc)